

# Road to Savings

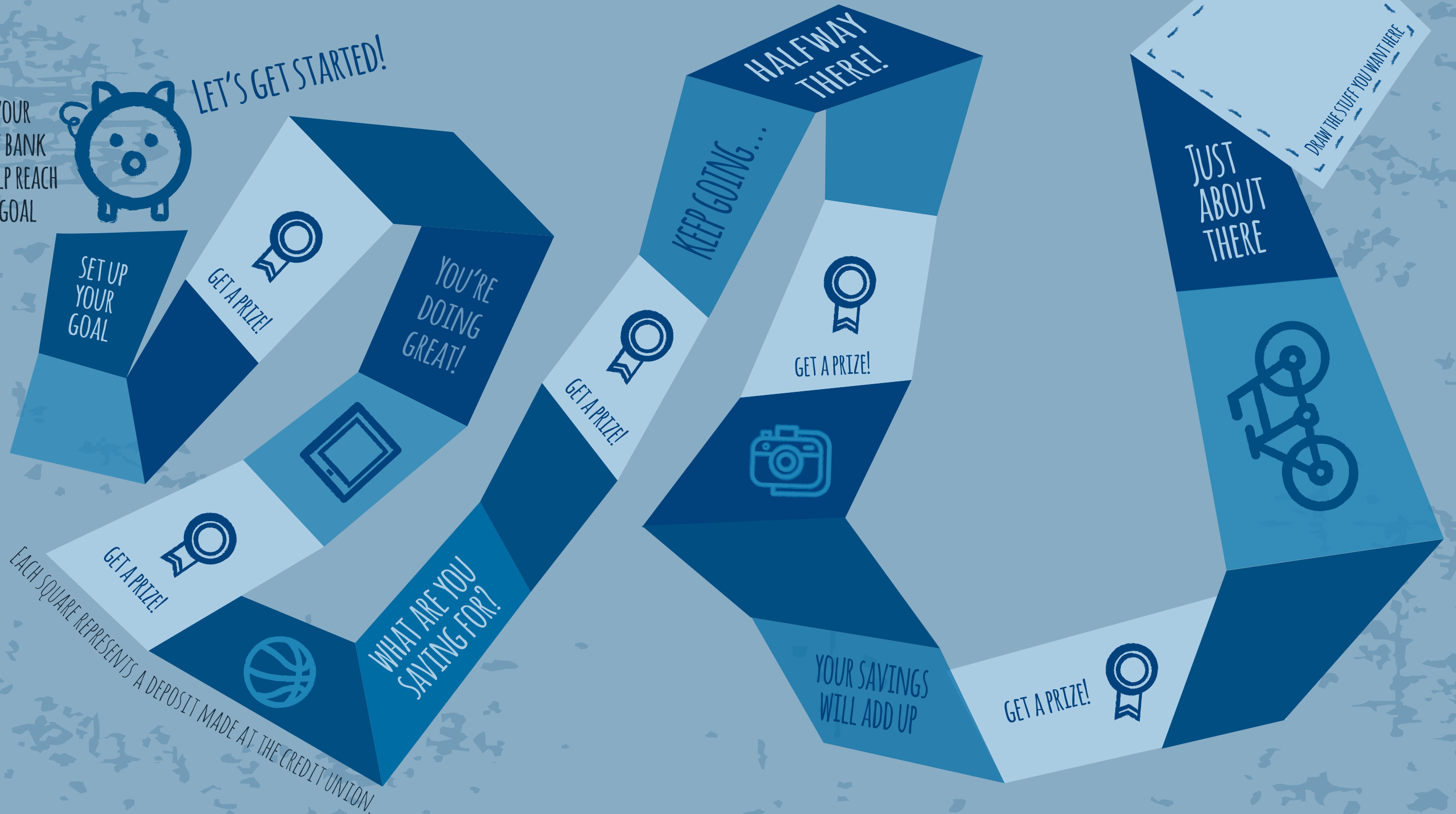
FEED HAMLET THE PIG TO HELP REACH YOUR SAVINGS GOAL.

DID YOU REACH  
YOUR GOAL?


FEED YOUR  
PIGGY BANK  
TO HELP REACH  
YOUR GOAL



LET'S GET STARTED!







EACH SQUARE REPRESENTS A DEPOSIT MADE AT THE CREDIT UNION.



Road to Savings  
A FUN WAY TO SET  
AND TRACK YOUR  
SAVINGS GOALS

## How to play: HOW TO GET THE STUFF I WANT ...

-  Visit a 1st United Credit Union branch with your road to savings. Every time you make a deposit into your savings account, have the map stamped by a Member Service Representative.
-  Each time you receive four stickers, you'll receive a special prize!
-  Once all the stamped areas are filled in on your map, you can turn it in to your 1st United branch to receive \$10 toward opening a 1st Savers certificate or \$10 deposited into your savings account.
-  Then, you will receive a new Road to Savings to continue saving money and earning prizes.

Minimum \$1 deposit per square. One visit per day. Limit one \$10 reward per account.

## My wish list: STUFF I WANT...

---

---

---

---

---

---

---

---

